

# SPD505

Family	Professional dishwasher
Subfamily	Undercounter Dishwasher
Basket dimensions	500x500 mm
Panel	Ecoline
Filter	4-stages filter system
Rinse pump H.T.R. system	Yes
Dual heating	Yes
Washing pump system	Standard
Usable load height	340 mm
Power connection	400 V 3N~ / 12 A / 7,3 kW / 50 Hz
Depth with open door	1000 mm
Product dimensions WxDxH	578x600x814 mm
EAN code	8017709327613



## Target

Solutions	Hotels; Restaurants/Pubs; QSR
-----------	----------------------------------

## Aesthetics

Series	Ecoline	Led color	Red
Control panel	electronic		

## Functions



Functionality	GN 1/1 trays washing; 4-stages filter; HTR; Door clearance 340mm
---------------	--

## Programs

Programs	3 automatic programs; Self-cleaning programs
Program options	Extra rinse; Clean water cycle
Program specifications	Boiler 85°C/Tank 60°C - 2'30"; Boiler 85°C/Tank 60°C - 4'; Boiler 85°C/Tank 60°C - 1'30"
Drain and self cleaning cycle	Yes
Maximum basket/hour	40
Maximum dishes/hour	720

## Interface

<b>Display</b>	4 digit	<b>Manual diagnostic</b>	Yes
<b>On/Off button</b>	Yes		

## Construction

<b>Tank</b>	With printed base	<b>Rack guides</b>	Embossed
<b>Construction</b>	Partial double wall	<b>Tank capacity</b>	16 l
<b>Tank material</b>	Stainless steel AISI 304	<b>Boiler capacity</b>	6 l
<b>Back panel</b>	Galvanized	<b>Noise</b>	Lpa 55,5 dBA
<b>Door</b>	Double wall	<b>Protection class</b>	IPX4
<b>Upper washing system</b>	One washing and one split rinse spray arms, stainless steel	<b>Adjustable feet</b>	Yes
<b>Lower washing system</b>	One washing and one combined rinse spray arms, stainless steel and plastic	<b>Net weight</b>	54,000 kg
<b>Tank filter</b>	Plastic	<b>Drain max. height</b>	600 mm
<b>Door gasket</b>	Only up		

## Technical Features

<b>Tank heating element</b>	2000 W	<b>Warm water connection</b>	8°C
<b>Boiler heating element</b>	6100 W	<b>Max temperature inlet water</b>	60°C
<b>Washing pump</b>	700 W	<b>Max water hardness</b>	12°f - 7°dH
<b>Default connection</b>	7300 W	<b>Inlet pressure</b>	100-1000 kPa
<b>Water cycle consumption</b>	3,2 l		

## Electrical Connection

<b>Optional electrical connection</b>	230 V 3~ / 19 A / 7,3 kW / 50 Hz; 230 V 3~ / 19 A / 6,8 kW / 50 Hz (NC); 230 V~ / 15 A / 3,4 kW / 50 Hz (NC); 230 V~ / 17 A / 3.9 kW / 50 Hz; 230 V~ / 20 A / 4,5 kW / 50 Hz (NC); 230 V~ / 22 A / 5,0 kW / 50 Hz; 400 V 3N~ / 12 A / 6,8 kW / 50 Hz (NC)
---------------------------------------	---

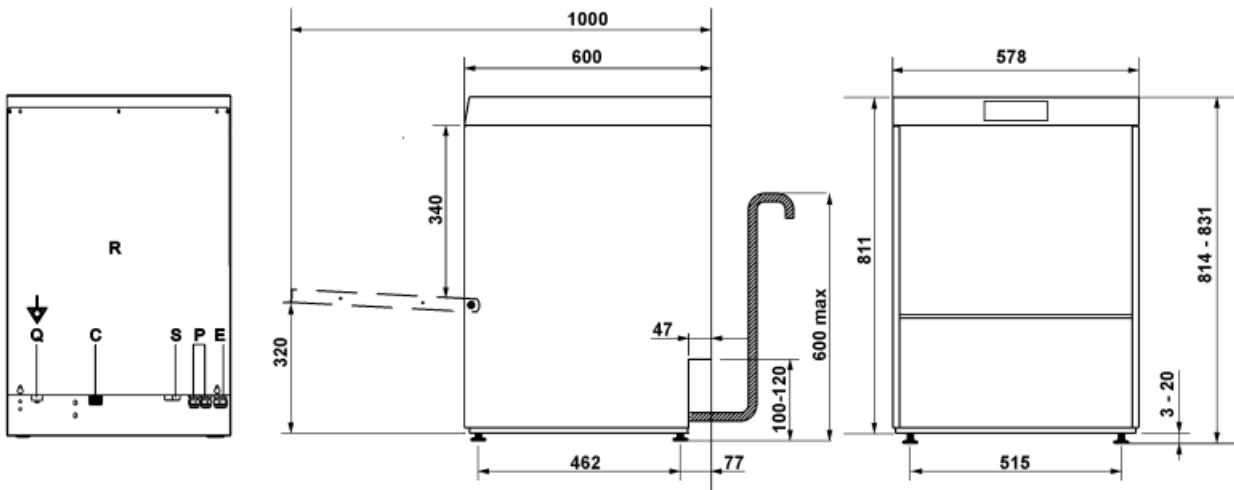
## Equipments

<b>Drain pump</b>	Yes	<b>Rinse load</b>	0,4 l/h
<b>Peristaltic detergent doser</b>	Electronic control	<b>Cycle counter</b>	Yes
		<b>Break tank</b>	Yes

Peristaltic rinse-aid doser	Electronic control	Partial renewal of water in the tank and built-in drain pump	Yes
Default chemicals dosing unit of measure	gr/lt	Trays washing option	GN1/1 530X32 5mm
Thermostop system	Yes	Water supply pipe diameter	DN15 - ½"
Soft Start system	Yes	Drain supply pipe diameter	DN20-G ¾"
Stand-by system	Yes	Detergent (red) hose lenght	2,2m
Automatic start	Yes, default OFF	Rinse aid (blue) hose lenght	2,2m
Detergent load	1,5 l/h		

### Accessories Included

Dish basket	1x PB50D01	Water supply hose	Yes - 1,5m
Cutlery basket	1x PHOOS02	Drain hose	Yes - 2m
Flat basket	1x PB50G02		



R	Pannello retro	Lower back panel
Q	Morsetto equipotenziale	Earth terminal
C	Tubo di carico	Filler hose
S	Tubo di scarico	Drain hose
P	Tubi pompe peristaltiche	Peristaltic hoses
E	Cavo alimentazione elettrica	Electricity supply cable

## Not included accessories




### WB50PG5

Wire basket for no. 25 plastic glasses with flat bottom, 500x500x260 mm



### WH00S01

Wire insert for 12 small dishes



### PB50G02

Universal flat bottom polypropylene basket, 500x500x170 mm



### WB50G01

Universal wire basket with flat bottom, 500x500x123 mm



### WB50G02

Wire basket for 90 mm diameter max glasses with sloped bottom, 500x500x170 mm



### PHOOS02

6 compartments polypropylene basket for cutlery



### WB50G03

Wire basket for 72 mm diameter glasses with inclined bottom, 500x500x235 mm



### PHOGR5

Glass basket for 500x500 mm glasswashers




### PHOOS01

Polypropylene single basket for cutlery




### WB50T02

Wire basket for 7 trays GN1/1 h 20 mm, 500x500 mm



### PB50D01

Polypropylene basket for 18 plates, 500x500x105 mm



### WB50G04

Wire basket for glasses 135 mm diameter max, with sloped bottom, 500x500x170 mm



### WB50D01

Wire basket for 18 dishes 250 mm max. diameter or self service trays, 500x500 mm



### WS5

Underframe for glasswashers 500mm

## Symbols glossary (TT)

---



SUITABLE FOR GASTRONORM TRAY



HTR RINSING SYSTEM



4 STAND FILTER



MAX.USABLE HEIGHT 340mm